

SYNERGY 2015

SEATTLE, WA, USA



SYNERGY 2015

SEATTLE, WA, USA

Introduction to DataFlex Reports 4.0

Presented by: Vincent Oorsprong

Agenda

- Branding
- New and enhanced features
- Future

Branding

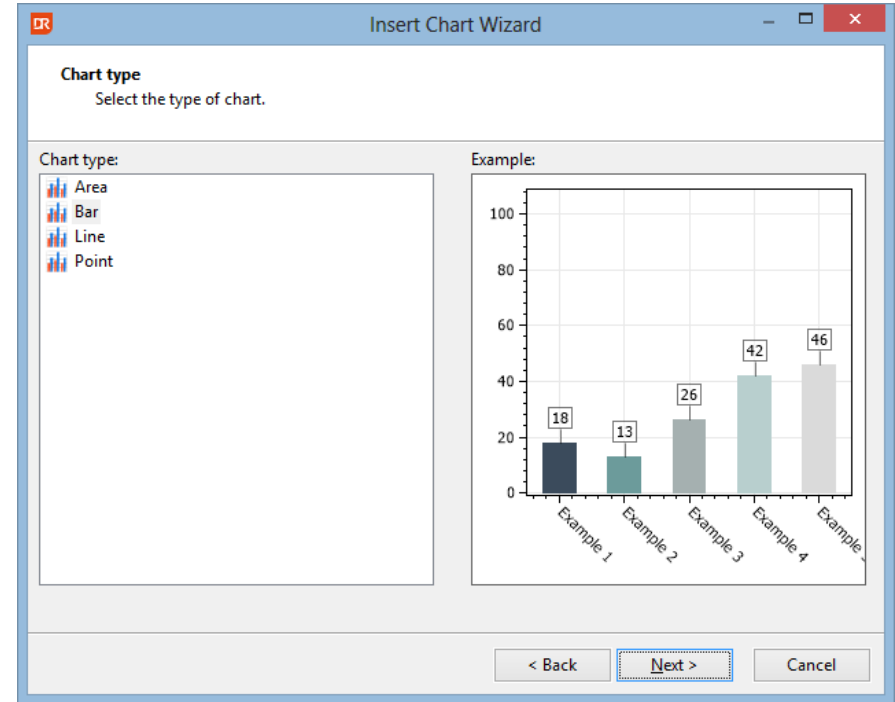
- DataFlex Reports
 - No more Visual Report Writer
 - New file extensions
 - New class & constant names

New Features in version 4.0

- Charts
- PageLayers
- Extended image support
- New collating
- Function explorer
- New functions
- Export
- Edit RDS data dialog
- Workspace support
- RDS report creation at report integration level

Charts

- Create charts using new chart Wizard
- Area/Bar/Line/Point charts are available
- Charts can be placed anywhere in a report
- More chart types will follow in the future
- Supported in web pages

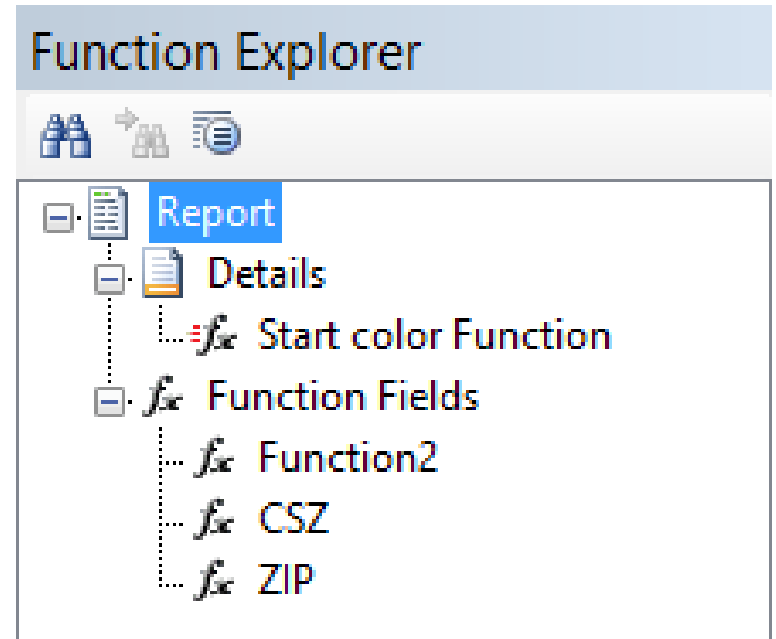


Charts

- Sales of orders per state
- Orders per month grouped by year
- Orders per customer summarized per year with top/bottom N

Function Explorer

- Easily navigate through all the functions
- Shows both user defined and built-in functions
- Filter button to hide sections without functions



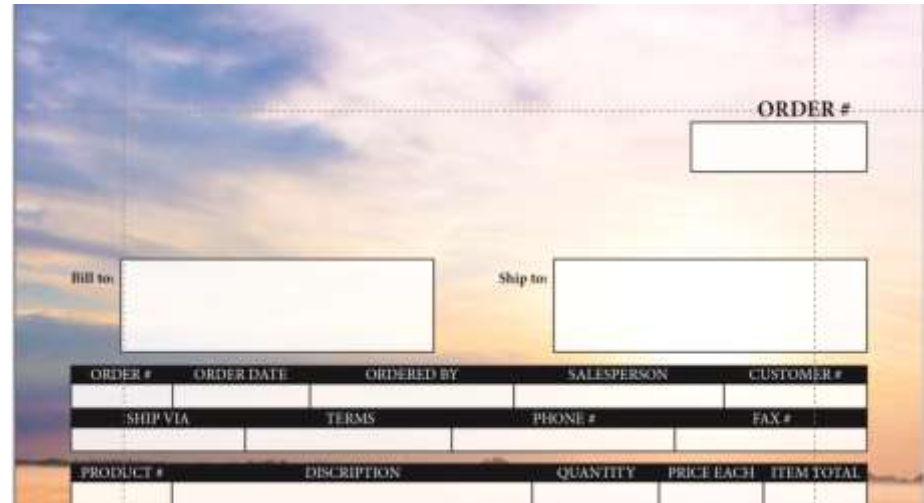
Export

- RTF Export
 - Based on Microsoft Word 2007 specs
- Specific page number export possible
- Command line options for exporting a report
 - Via a parameter INI file
 - Via individual parameters

```
CmdLine.ini x
1 [pdfexport]
2 report=C:\Examples\DataFlex 18.0 Ex
3 exportfile=c:\tmp\customerlist.pdf
4 PAGEMODE=1
5 OWNERPWD=DataFlex
6 USERPWD=Reports
7 ALLPAGES=0
8 PAGE=3
9 IMAGE=1
10 [csvexport]
11 report=C:\Examples\DataFlex 18.0 Ex
12 exportfile=c:\tmp\customerlist.csv
13 SEPARATOR=34
14 DELIMITER=44
15 REPORTSECTIONS=1
16 GROUPSECTIONS=0
17 PAGESECTIONS=1
18 ALLPAGES=0
19 PAGE=3
20 [xlsexport]
21 report=C:\Examples\DataFlex 18.0 Ex
```

Page layers

- Image, text object, box or lines behind the report output
- Design inside the Studio
- Embedded in the report
- Expert to include, refresh, delete or control the visibility of the page layer
- Showing a specific page layer via the integration library accessible functions possible



The image shows a report form with a background image of a sunset. A white rectangular page layer is overlaid on the form, containing a text box labeled "Bill to" and another labeled "Ship to". To the right, there is a text box labeled "ORDER #". Below the page layer, the report form is visible, showing a table with columns: ORDER #, ORDER DATE, ORDERED BY, SALESPERSON, CUSTOMER #, SHIP VIA, TERMS, PHONE #, FAX #, PRODUCT #, DESCRIPTION, QUANTITY, PRICE EACH, ITEM TOTAL.

ORDER #	ORDER DATE	ORDERED BY	SALESPERSON	CUSTOMER #
SHIP VIA	TERMS	PHONE #	FAX #	
PRODUCT #	DESCRIPTION	QUANTITY	PRICE EACH	ITEM TOTAL

Page Layers Demo

- How to create a page layer?
- [Orders printed on a page layer](#)

Images

- Support for images stored in the database
 - DataFlex
 - Runtime Data Source
 - ODBC
- Display options
 - Fill
 - Fit
 - Original

Images demo

- Adventure Works products
- [Fruits of the world](#)

Collating

- New ANSI based collating
- Saved in the report
- Check current user codepage against report codepage while opening a report
- Built-in collate is based on the English DataFlex DF_COLLATE.CFG
- Sorting base on character weight (possible to sort one character identical to another)
- For the DataFlex embedded database DF_COLLATE.CFG is needed/used to read the data

```
* Codepage  
CP 1252
```

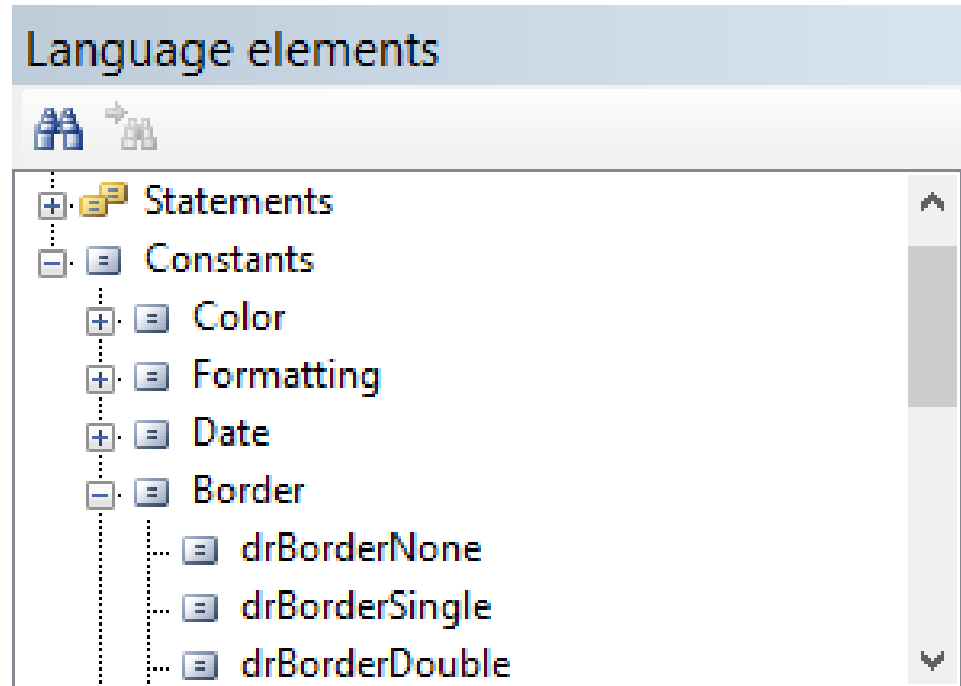
```
* Alpha characters  
TEXT_EQ "AÀÁÂÃÄÅÆ"  
TEXT_EQ "aàáâãäåæ"  
TEXT_EQ "B"  
TEXT_EQ "b"
```

Function editor

- Includes a list of global variables
- New functions
 - String
 - NumberToRoman, ProperCase
 - Date
 - InLeapYear, WeekAgo, InLast7Days, InLastFullMonth, InLastFullWeek, InLastYearMTD, InLastYearYTD, InLast4Weeks, InAgedToDays
 - Miscellaneous
 - CelciusToFahrenheit, FahrenheitToCelcius
 - Database
 - Next, Previous extended with number of rows to look forward or back

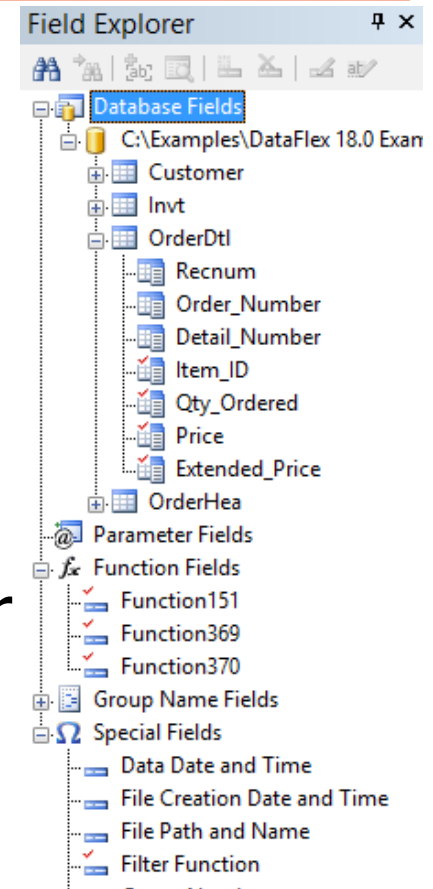
Function editor

- Constants group in categories
- Ok & Cancel buttons are back
- Ctrl+T for function testing



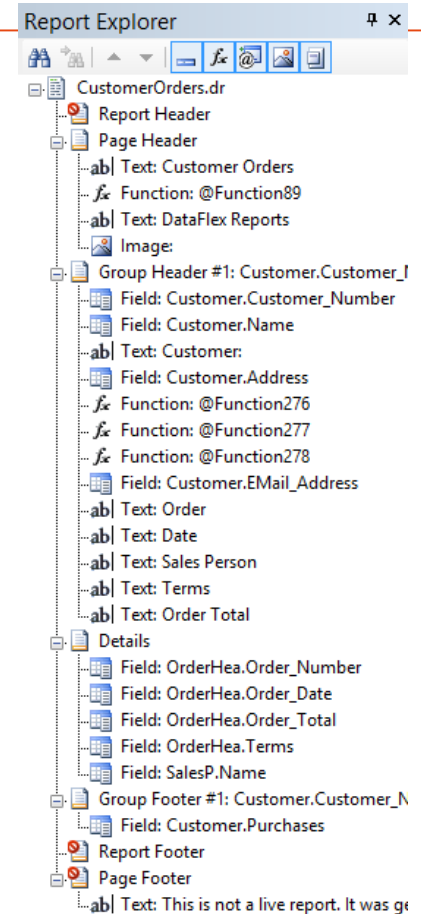
Field Explorer

- Option to show a different image when report uses
 - a database column
 - function
 - parameter
 - special field
- Double click on a function or parameter opens the dialog to edit the function or parameter
- Tables are sorted alphabetically



Report Explorer

- Shows a different image per field type
- Shows content of a page layer during definition



Edit RDS data

- Can be done (as before) when refreshing the report data
 - Option needs to be turned on for this

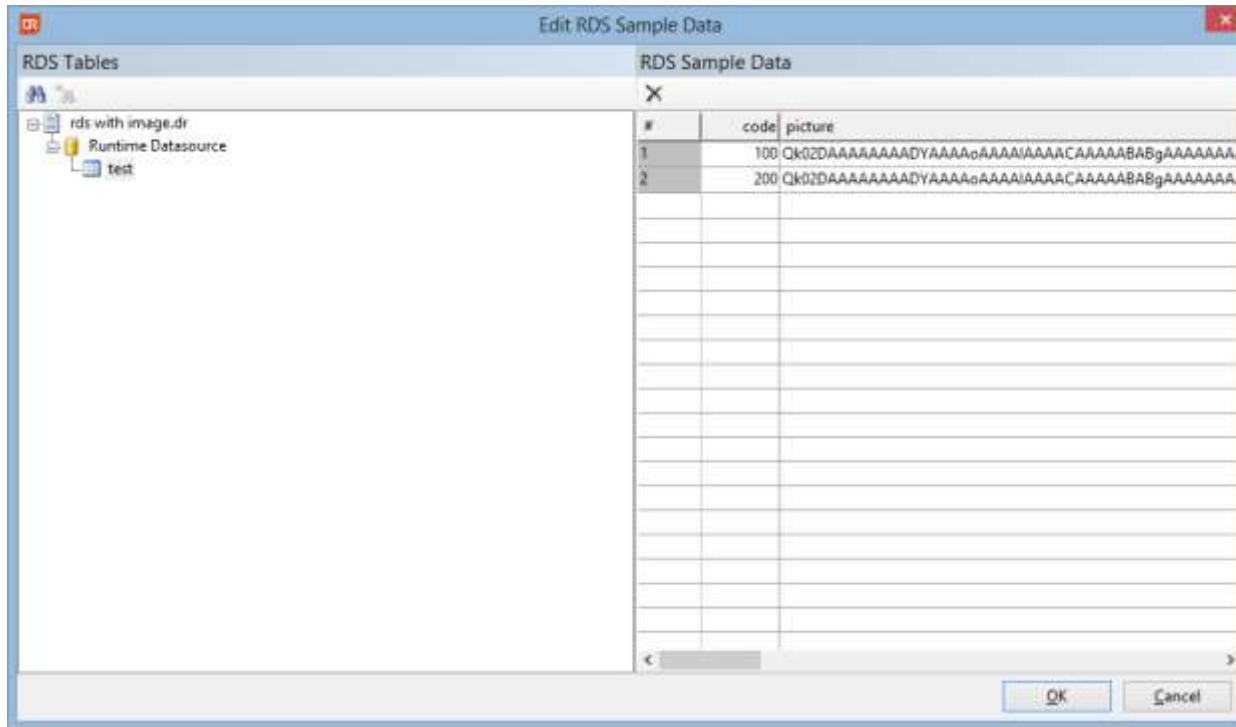
Reporting options:

Always Sort Locally

Prompt for RD^S sample data

Edit RDS data

- In a new dialog

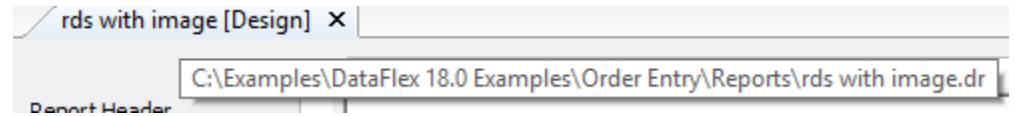


Workspace support

- Start with `-x <ws/sws filename>`
- Loads the DataFlex embedded database from that workspace in create new report
- Auto correct the data source location of a report
 - Easier to run a report with a different data source location
 - Not marked as a report change

Other

- Improved remote desktop support
- Tool-tip for report name
- Font strikeout
- Summaries in report/group headers
- Improved error reporting
 - Check database
 - Other areas
- Size to section height
- Improved floating menus



Other

- Check database shows SQL index for a column if part of an index
- Better DPI scaling support
- Double click on a field in the design now always open a dialog (e.g. field properties or edit function)
- Font sizes with a decimal are possible now (e.g. Arial 8.5)
- Entering filter value in new report wizard improved
- Alias table names can be entered if needed
- Browse data for RDS columns possible

Other

- Designer improvements
 - Box without border draws object outline
 - Arrange objects with objects (partially) outside the paper size now works
 - Group footers show correct names
 - Moving objects from different sections don't group them together anymore
 - Variable height cannot be selected for horizontal lines
 - Setting line or box color via tool-bar button
- Add column in new report wizard now automatically advances to the next column
- Group expert improvements

Maintenance

- Separate batch maintenance tool available
 - Check database
 - Convert reports to current version
- Drag-and-drop reports from Windows Explorer or pick one or more reports from within the tool itself.

Integration Library

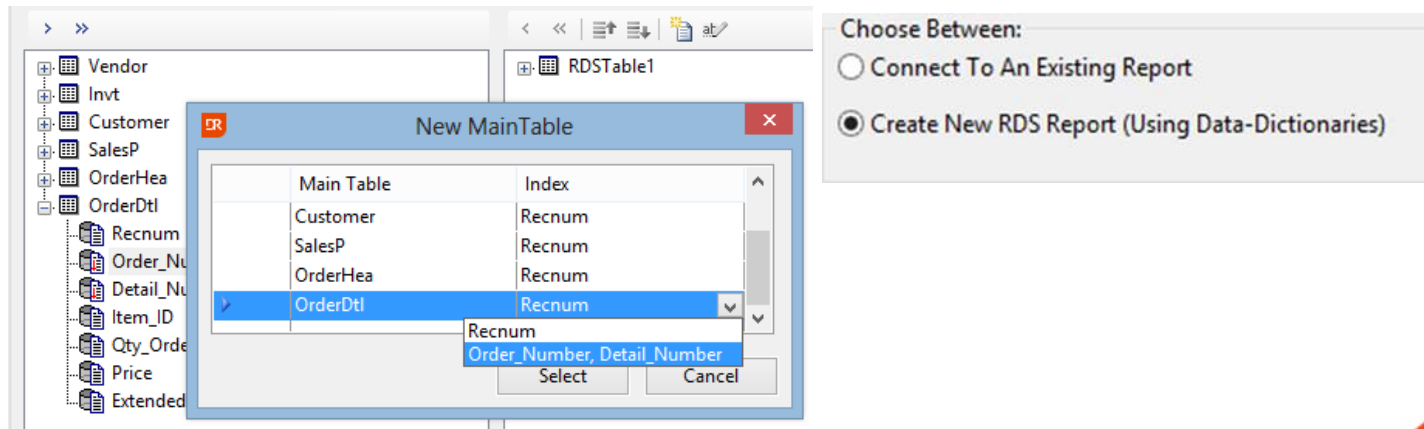
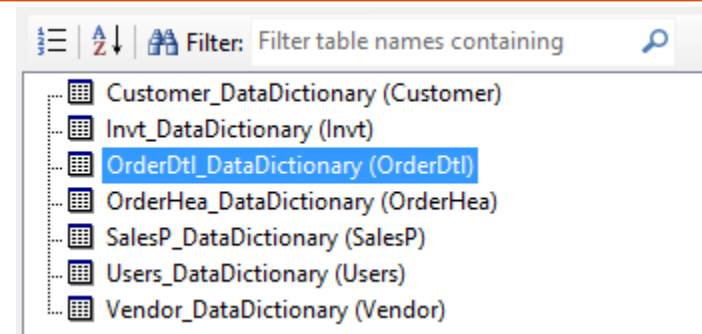
- DataFlex 18.x support
- DataFlex 15.1 support no longer available
 - CodeJock grids not available
- New preview window class
- Improved initialize library wizard
- Removed the function to set the collating sequence file
 - Collating information is now stored in the report itself
- Paper source (bin) setting supported

Integration library

- Renamed classes and constants
 - Use DataFlex Studio search and replace to update your code
 - Follow the steps in the readme
 1. Click the replace in files button in the Studio (Ctrl+Shift+H)
 - Enter VRW in the "Text to Find" input field
 - Enter DR in the "Text to Replace" input field
 - Click the "Replace All" button
 2. Open the <projectname>.cfg file
 - Replace all VRW with DR for the icons and bitmaps
 3. Search for the usage of psDatabaseCollate and remove the code. The property does not exist anymore
 4. Optional:
 - Replace all ".vrw" to ".dr" in the program code
 - Rename all reports with a VRW extension to DR

Create RDS reports

- Select table/data dictionary
- Select columns, create RDS tables
- Finish the design in the DataFlex Reports Studio



DataFlex Reports 4.0.1

- Up to 4.0 our goal was 1 major and 1 (or more) minor versions per year
- Starting with 4.0 we want to release updates (service packs)
 - Focus on bug fixes
 - Small improvements
 - Get bug fixes out quicker

What's new in 4.0.1

- Improved PDF export (high quality)
 - Transparency
 - Gradients
 - Images
 - Page layers
 - 'Weird' pixels may appear (depending on viewer)
- Improved HTML export
 - UTF-8 encoded
 - Base64 encoded for web viewer

What's new in 4.0.1

- DataFlex 18.1 integration library
- Czech language added
- Bugs fixed (see readme for – partial – list)

Upcoming 4.0.2 version

- Extended round function
- Bugfixes (see readme)
- Expected early April 2015

Version 4.1

- SQL Query
- More Charts options
- Wizards:
 - Running total
 - Sub-report linking

Version 4.1

- Under investigation:
 - Labels / Multi Column layout
 - Cross-tab
 - Print a section over multiple pages
 - Excluding RTF

Version 4.1

- Expected release autumn 2015



Thank you for your time

Have a nice day!